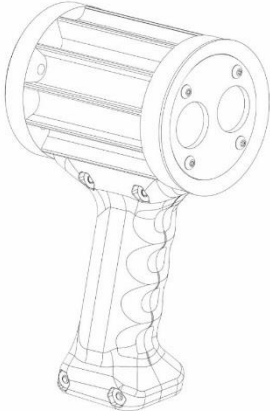




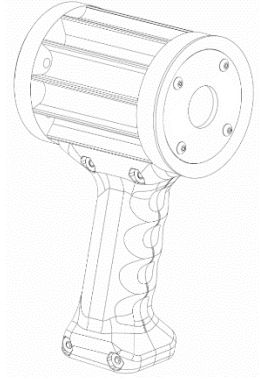
LED UV-A Lamp Family

DOMER / UV-2016

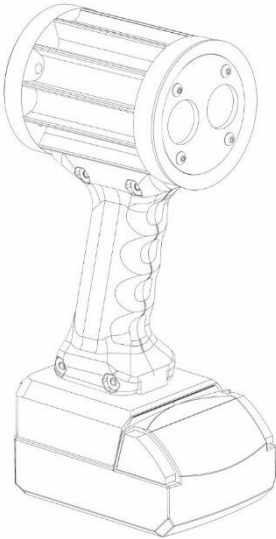
PROTECTIVE
BUMPER RING
INSTALLATION
PROCEDURE



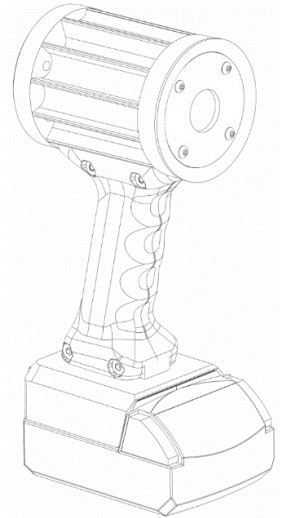
**UV-3000 C4
Magnum - GO**



**UV-2000 C4
Magnum**



**UV-3400 C4
Nomad - GO**



**UV-2400 C4
Nomad**

STEP 1: COLLECT LAMP AND POLYURETHANE BAND (UV-2016)



STEP 2: STRETCH BAND OVER LAMP AS SHOWN



STEP 3: PUSH BAND FLUSH WITH HARD PLASTIC RING



STEP 3: BAND SHOWN SEATED CORRECTLY

